

March 8, 2024

David Simmons, Chair Board of Directors
Momentum Academy
2617 Shenandoah Ave
St. Louis, MO 63104

RE: Transmittal of MCPSC's 2022-2023 Annual Report

Dear Mr. Simmons,

This letter transmits the Missouri Charter Public School Commission's 2022-2023 Annual Report of Momentum Academy (MA).

This report reflects the fifth year of the LEA's last five-year contract. This report reflects the final year of the LEA's contract with University of Missouri-Columbia and therefore the Commission did not produce an overall rating. The board should use this report to inform its work in the new contract.

Charter schools sponsored by the Commission are reviewed annually as to their progress in meeting the Commission's performance framework standards, provisions of their performance contracts and Commission policies. Commission staff review required submissions provided by the school for accuracy, timeliness, and compliance. This report is one item in the *comprehensive body of evidence* used in evaluating schools sponsored by the Commission.

The Commission did provide a rating for each subcategory within the Performance Framework:

- The academic performance of the school is designated ***Partially Meets***. MA met state standard for growth on the MAP test. However, the overall proficiency rates in all tested areas either decreased or remained virtually unchanged. The Commission recognizes this was the final year of the last contract and understands the strategies that were outlined in the renewal are intended to impact student outcomes. The Commission encourages the board to pay close attention to the interim benchmarks in place to monitor progress towards the goals in the new contract and raising student achievement to state standard.
- The financial performance is designated ***Meets***. MA carries a healthy fund balance, and all the financial indicators are meets. The Commission encourages the board to

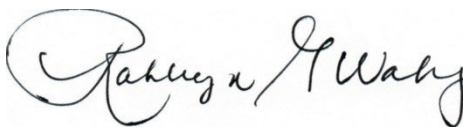
continue to monitor the financial position of the school to ensure fiscal viability especially in light of the end of federal ESSR funding.

- The learning environment, operational compliance and governance were also designated *Meets*. MA offers a positive learning environment and continues to demonstrate strong governance and overall compliance.

The Commission strongly encourages your board to review the information in this report thoroughly and use this information as you plan for the 2024-2025 school year. A member of our team will be presenting the report at the March 25 board meeting and will be able to answer any questions from you or your board at that time.

We have attached some questions you and your board may find helpful as you review the annual report. MA should be proud of the impact you are making for students and families in St. Louis. We look forward to working with you to continue this work.

Sincerely,



Robbyn G. Wahby
Executive Director

CC: Miranda Ming, Executive Director
Members, MA Board of Directors
Members, Missouri Charter Public School Commission

Attachments

Examining your Annual Report Questions
2022-2023 Annual Report

Charter Boards: Examining Your Annual Report from the Commission

The Missouri Charter Public School Commission has a contract with the Board of each of our sponsored charter public schools. The Annual Report is one of the Commission’s tools to promote a positive and forward-looking relationship with the Charter School Board relative to their accountability for the performance of the school and to the conditions of the contract.

Student, school, and education system data is reasonably complex. The Annual Report, by itself, may not tell a complete story about the progress and circumstances of the school enterprise. Here are some questions that members of Boards may find useful in working with, and supporting, their School Leader in using the Annual Report data to focus the efforts of the Board.

	Considerations When You Look at the Annual Report
For Board Chairs	<ul style="list-style-type: none"> • Does our Board’s Annual Calendar force us to routinely examine the key elements of the Annual Report? • Does our Board, collectively, have a clear understanding of both where we are and where we expect to be? • Does our Board, collectively, understand what it will take in resources and support to accelerate achievement gains? • Has our Board taken the necessary Policy, Program, and Partnership actions to support the School Leader and team?
For Board Members Chairing or Serving on a Student Performance Committee	<ul style="list-style-type: none"> • How do our current and future approaches to Curriculum Alignment and Quality Instruction assure accelerating gains in student performance? • What are the specific Policies, Programs, or Partnership options that are most likely to improve student learning? What is required for local implementation/adaptation as well as fidelity to best practice? • What unique assets and impediments to improvements exist in our school, student population, and community?
For All Members of the Board	<ul style="list-style-type: none"> • What is our expected rate of improvement for the MAP Performance Index, Student Growth, and Annual Performance Review Points? • How do our most recent results compare to our Performance Contact expectations? • What are the Board and school’s most important levers for accelerating student performance in the next 18 to 36 months?

Momentum Academy

2022-2023 Annual Report

Annual Performance: Informational

Year Opened: 2013-2014

Next Renewal: 2022-2023

Location: St. Louis

Enrollment: 709

Grades Served: K-8

Contract Year: 5/5



Academics

Partially Meets



Financial Management

Meets



Learning Environment

Meets



Governance

Meets



Operations

Meets

Momentum Academy was sponsored by University of Missouri Columbia (MU) for the FY23 school year. The data in this report reflects the last year of the contract with MU. Momentum Academy renewed with MCPSC for FY24.






Performance Summary

STANDARDS AND INDICATORS	SECTION STANDARD RATING
I. ACADEMICS	
Federal & State Accountability	Partially Meets
Student Academic Proficiency	Partially Meets
Student Academic Growth	Meets
School-Specific Academic Measure(s)	N/A
II. FINANCE	
Near-Term Financial Health	Meets
Financial Sustainability	Meets
III. LEARNING ENVIRONMENT	
School Environment	Meets
Education Program Compliance	Meets
Student Rights and Requirements	Meets
V. GOVERNANCE	
Board Operations	Meets
Holding Management Accountable	Meets
Compliance and Reporting	Meets
IV. OPERATIONS	
Financial Management	Meets
Compliance and Reporting	Meets
Employee Rights and Requirements	Meets





Understanding this Report

Dear Reader,



This report is distributed annually for each school sponsored by the Commission so parents/care givers, community members, elected officials and other stakeholders are informed about the performance of the schools we sponsor. The Commission monitors five key performance areas:

- I.  **Academics** – *How well are the students performing on national, state and interim assessment? Is the school meeting their performance contract goals? Is the school meeting its mission?*
- II.  **Finance** – *Has the school appropriately managed tax payer and philanthropic dollars to ensure the school is sustainable?*
- III.  **Learning Environment** – *Has the school met federal and state requirements so students are safe and have all the rights afforded to them?*
- IV.  **Governance** – *Has the board of directors provided the stewardship, oversight and accountability required of a public school board and a Missouri non-profit?*
- V.  **Operations** – *Has the school operated effectively, safely and in compliance with policies, regulations and statutes?*

The first two pages of this report provide readers with a quick summary of the schools performance. The Annual Performance of the school is rated **Meets**, **Partially Meets/Does Not Meet** or **Falls Far Below** based on results in each of the performance areas. Academics can also be rated **Exceeds** if it is higher than the state average. Targets for each indicator can be found in the [performance framework](#). Ratings are color coded throughout the report, as outlined in this chart.

PERFORMANCE RATINGS DEFINED	
 Exceeds	Exceeding expectations and showing exemplary performance. Academic Performance is the only standard eligible for Exceeds.
 Meets	Generally meets the criterion, is performing well, is meeting expectations for performance, and/or minor concern(s) are noted.
 Partially Meets or Does Not Meet	Meets some aspects of the criterion, but not others and/or moderate concern(s) are noted.
 Falls Far Below	Falls far below the stated expectations and/or significant concern(s) are noted. The failures are material and significant to the viability to the school.

Each key performance area contains a specific indicators and measures. Indicators gage these essential compliance and performance areas. The direction of the arrow will tell you if the school’s performance for each specific area is improving or declining since last year’s report.

PERFORMANCE OVER TIME	
	Increasing, moving in the right direction over time
No Arrow	Neither increasing nor decreasing
	Decreasing, moving in the wrong direction over time

Each indicator is made up of measures, based on observations and data collected by the Commission. The following pages detail the results of these measures for the current year. When possible, prior year performance and a three year average are noted. Explanations of the various measures, computations (where appropriate), and the source of the data can be found <https://mcpssc.mo.gov/media/pdf/annual-report-terms-calculations-and-sources>.

The Commission wishes to express its gratitude to the National Association of Charter School Authorizers for use of its research and publications, especially Core Performance Framework and Guidance. The Commission has adopted NACSA’s Principles and Standards for authorizing. We have built our performance framework and annual report on NACSA’s research and continue to strengthen our work based on national best practices in charter school accountability.

Sincerely,

Missouri Charter Public School Commission

Momentum Academy Overview

GRADES SERVED	K-8
SCHOOL ADDRESS	3630 Ohio Ave. St. Louis, MO 63118
SCHOOL WEBSITE	www.momentumacademystl.org
AREAS SERVED	Citywide
LEADERSHIP	Judith Meyer, Board President Dr. Miranda Ming, Executive Director
SCHOOL MISSION	Our mission is to build character, confidence, and community among each of our students so they are well-equipped to take on the world, no matter what trajectory they choose.

Student Demographics

TOTAL ENROLLMENT	709
ATTENDANCE	64.1%/90%
RACE/ETHNICITY	% OF TOTAL
Asian/Pacific Islander	4%
Black	81.9%
Hispanic/Latino	6.5%
Multiracial & Other	5.3%
Native American	*
White/Caucasian	2.3%

HISTORICALLY UNDERSERVED POPULATIONS % OF TOTAL	% OF TOTAL
Free or Reduced-Price Lunch	100%
Students with Disabilities	11.7%
English Language Learners	10%
Homeless/Migrant Students	5.6%

DISCIPLINE INCIDENTS – TOTAL	
RACE/ETHNICITY	% OF TOTAL
Asian/Pacific Islander	
Black	
Hispanic/Latino	
Multiracial & Other	
Native American	
White/Caucasian	



STAFF AND BOARD DEMOGRAPHICS			
	BOARD	ALL EMPLOYEES	TEACHERS
TOTAL NUMBER	10	167	69
RACE/ETHNICITY % OF TOTAL			
Asian/Pacific Islander	0%	0%	0%
Black	50%	39%	29%
Hispanic/Latino	0%	1%	1%
Multiracial & Other	0%	3%	3%
Native American	20%	0%	0%
White/Caucasian	30%	26%	32%




STUDENT ENROLLMENT BY GRADE	
PK	*
K	73
1	79
2	85
3	92
4	85
5	72
6	82
7	75
8	66
9	*
10	*
11	*
12	*

I. Academic Performance

Partially Meets

This section provides an overview of the school’s performance in the year reviewed on a variety of academic measures, and a view of recent historical trends the school is accountable for achieving, as established by applicable federal and state law and the charter contract. The measures provide information about student growth and outcomes. Due to COVID19, APRs were not produced in FY20 or FY21. FY22 and FY23 APRs were produced under MSIP 6 guidelines.

INDICATORS AND MEASURES	STANDARD	SCHOOL PERFORMANCE				RATING		NOTES
		3YR AVG	FY21	FY22	FY23	Rating	Direction	
FEDERAL & STATE ACCOUNTABILITY								
ESEA Designation	In compliance (IC)	N/A	N/A	N/A	IC	Meets		School identified for Target Support in 2023.
State Rating	≥ 70%	N/A	N/A	N/A	65.7%	Partially Meets		This is a combination of performance and continuous improvement points established by DESE for districts in MSIP 6.
State Rating Academic Achievement	≥ 70%	N/A	N/A	N/A	56.4%			This number only includes academic achievement points generated using MSIP 6 calculation for the APR.
STUDENT ACADEMIC PROFICIENCY								
Proficiency – English (All)	N/A	16.1	16.0	16.2	16.1	Partially Meets		Approaching rating on 2023 APR with MPI of 326.1
Proficiency – English (Subgroups)	N/A	15.2	16.0	14.2	15.3	Partially Meets		Approaching rating on 2023 APR with MPI of 323.5
Proficiency Comparison – English	N/A	-1.0	+0.3	-0.7	-2.5	Partially Meets		
Proficiency – Math (All)	N/A	11.0	7.3	13.3	12.5	Partially Meets		Approaching rating on 2023 APR with MPI of 301.3
Proficiency – Math (Subgroups)	N/A	9.7	7.3	10.7	11.0	Partially Meets		Approaching rating on 2023 APR with MPI of 297.7
Proficiency Comparison – Math	N/A	-1.6	-1.4	-0.7	-2.6	Partially Meets		

INDICATORS AND MEASURES	STANDARD	SCHOOL PERFORMANCE				RATING		NOTES
		3YR AVG	FY21	FY22	FY23	Rating	Direction	
Proficiency – Science (All)	N/A	10.1	9.4	13.2	7.7	Partially Meets		Approaching rating on 2023 APR with MPI of 308.2
Proficiency – Science (Subgroups)	N/A	9.1	9.4	10.6	7.2	Partially Meets		Approaching rating on 2023 APR with MPI of 306.0
Proficiency Comparison – Science	N/A	-5.9	-2.4	-4.8	-10.5	Falls Far Below		
STUDENT ACADEMIC GROWTH								
Growth – English (All)	N/A				50.1	Meets		Average rating on 2023 APR earning 62% of growth points
Growth – English (Subgroups)	N/A				50.0	Meets		Average rating on 2023 APR earning 65% of growth points
Growth – Math (All)	N/A				50.3	Meets		Average rating on 2023 APR earning 64% of growth points
Growth – Math (Subgroups)	N/A				50.0	Meets		Average rating on 2023 APR earning 65% of growth points

II. Financial Performance

Meets

This section provides an overview of the school’s performance in the year reviewed and a view of recent historical trends on financial measures the school is accountable for achieving. These measures are established by applicable federal and state law and the charter contract. They provide information about the school’s financial health and sustainability.

INDICATORS AND MEASURES	STANDARD	3-YR AVG.	FY21 VALUE	FY22 VALUE	FY23 VALUE	RATING	NOTES
NEAR-TERM MEASURES							
Current Ratio	>1.0	18.9	6.6	39.0	530.1	Meets	
Unrestricted Days Cash on Hand	30/60/90	73	89	44	86	Meets	
Enrollment Variance	=>95%	95%	99%	87%	99%	Meets	
Debt Default	No Default	Meets	Meets	Meets	Meets	Meets	
Fund Balance	>3%	19.59%	24.32%	11.10%	23.36%	Meets	
SUSTAINABILITY MEASURES							
Total Margin	Positive	5.6%	7.3%	-2.9%	12.4%	Meets	
Debt to Asset Ratio	<.9	6.0%	0.2	0.0	0.0	Meets	
Cash Flow	Multiple years positive	Positive \$565,828	Positive \$377,072	Negative \$747,493	Positive \$2,066,461	Meets	
Debt Service Coverage Ratio	=>1.1	No Debt	9.0	-0.4	No Debt	Meets	

III. Learning Environment Compliance

Meets

This section reports the school’s overall performance in fulfilling its obligation to provide a safe, healthy and equitable place for children to learn and grow. These measures are established in mostly in federal and state statutes, as well as those items required in the school’s charter and contract.

INDICATORS AND MEASURES	STANDARD	RATING	NOTES
SCHOOL ENVIRONMENT			
Complying with facilities and transportation requirements	Material Compliant	Meets	
Complying with health and safety requirements	Material Compliant	Meets	
Handling student information and data appropriately	Material Compliant	Meets	
EDUCATION PROGRAM COMPLIANCE			
Implementing the material terms of the education program as defined in the current charter contract	Material Compliant	Meets	
Complying with applicable education requirements	Material Compliant	Meets	
Protecting the rights of students with disabilities	Material Compliant	Meets	
Protecting the rights of English Language Learner (ELL) students	Material Compliant	Meets	
STUDENT RIGHTS AND REQUIREMENTS			
Protecting the rights of all students	Material Compliant	Meets	
Open, free access to apply and enroll	Material Compliant	Meets	

IV. Governance

Meets

This section reports the board of directors overall performance in the year in fulfilling legal requirements and fiduciary/public stewardship responsibilities. Compliance with state statutes and Commission policies relevant to governing a public school and Missouri non-profit are also rated in this section.

INDICATORS AND MEASURES	STANDARD	RATING	NOTES
BOARD OPERATIONS			
Board Training	100% of board members have participated in training	Meets	
Committee Structure	Structure is in place and committees are meeting	Meets	
Review and Updates Board Policies Annually	Material Compliant	Meets	
Strategic Plans, Board Goals	Annual goals and plans adopted by Board	Meets	Each year, the Board will develop goal(s) for itself and attainment of that goal(s) will be recorded in the annual review.
HOLDING MANAGEMENT ACCOUNTABLE			
CEO Evaluation	Completed	Meets	
Monitor Performance, School and Board Goals	Demonstrated Consistent Monitoring	Meets	
COMPLIANCE AND REPORTING			
Missouri Ethic Commission Filings	Material Compliant	Meets	
ASBR	Material Compliant	Meets	
Missouri Sunshine Law Compliance	Material Compliant	Meets	
Registered with the Secretary of State	Material Compliant	Meets	

V. Operational Compliance

Meets

This section reports the school's overall performance in the year reviewed in fulfilling legal and contractual requirements and responsibilities relevant to organizational reporting and monitoring requirements.

INDICATORS AND MEASURES	STANDARD	RATING	NOTES
FINANCIAL MANAGEMENT AND OVERSIGHT			
Meeting financial reporting and compliance requirements	Material Compliant	Meets	
Following Generally Accepted Accounting Principles (GAAP)	Material Compliant	Meets	
EMPLOYEE RIGHTS AND REQUIREMENTS			
Respecting employee rights	Material Compliant	Meets	
Completing required background checks	Material Compliant	Meets	
Meeting teacher and other staff credentialing requirements	Material Compliant	Meets	
COMPLIANCE AND REPORTING			
Federal and State reporting requirements	Material Compliant	Meets	
Local Reporting requirements	Material Compliant	Meets	
Commission reporting requirements	Material Compliant; 90% on time; 90% accurate	N/A	Momentum was sponsored by MU in FY23, therefore, Momentum did not have any commission reporting requirements
Document Retention requirements	Material Compliant	Meets	